

4-1823498-1 ✓ ACTIVE

AMP | LEAVYSEAL

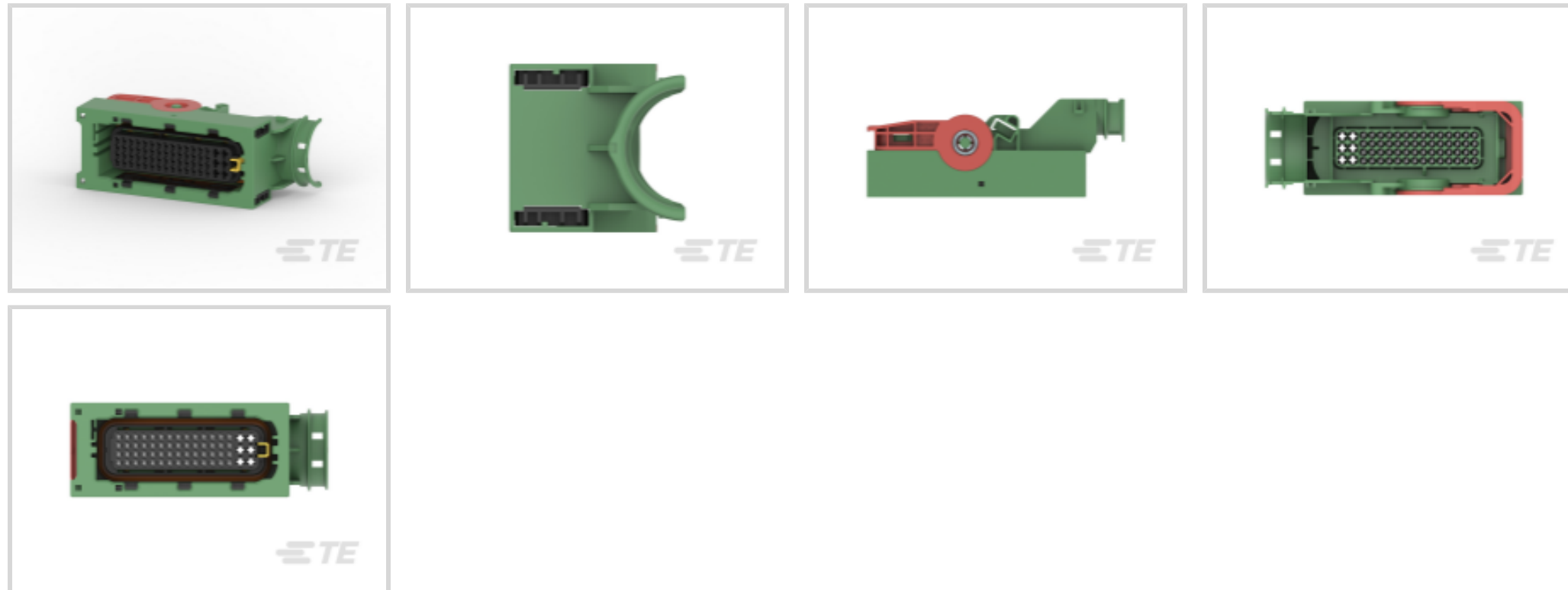
TE Internal #: 4-1823498-1

Housing for Female Terminals, Wire-to-Board / Wire-to-Wire / Wire-to-Device, 62 Position, .197 in / .157 in [4 mm / 5 mm] Centerline, LEAVYSEAL

[View on TE.com >](#)



Connectors > Automotive Connectors > Connector Housings > LEAVYSEAL HOUSINGS



Connector & Housing Type: **Housing for Female Terminals**

Mating Tab Width: **1.6 mm, 2.8 mm** [.063 in, .11 in]

Connector System: **Wire-to-Board, Wire-to-Device, Wire-to-Wire**

Number of Positions: **62**

Centerline (Pitch): **4 mm, 5 mm** [.157 in, .197 in]

[All LEAVYSEAL HOUSINGS \(62\)](#)

Features

Product Type Features

Connector Shape	Rectangular
Connector & Housing Type	Housing for Female Terminals
Connector System	Wire-to-Board, Wire-to-Device, Wire-to-Wire
Sealable	Yes
Hybrid Connector	Yes
Primary Locking Feature	On the Terminal

Configuration Features

Number of Positions	62
Number of Rows	3, 4

Electrical Characteristics

Operating Voltage	28 VDC
Nominal Voltage Architecture	12 V, 24 V



Body Features

Cable Exit Angle	90°
Body Material	PBT GF
Primary Product Color	Green
Connector Code	D

Contact Features

Contact Size	1.5mm, 2.8mm
Contact Type	Receptacle
Mating Tab Width	1.6 mm, 2.8 mm [.063 in][.11 in]
Contact Current Rating (Max)	40 A

Mechanical Attachment

Mounting Feature	Without
Terminal Position Assurance	Yes
Strain Relief	With
Mating Alignment Type	Keyed
Mating Alignment	With
Connector Mounting Type	Cable Mount (Free-Hanging)

Housing Features

Centerline (Pitch)	4 mm, 5 mm [.157 in][.197 in]
--------------------	-------------------------------

Dimensions

Product Width	46 mm [1.811 in]
Product Length	120.5 mm [4.744 in]
Product Height	44 mm [1.732 in]
Row-to-Row Spacing	4 mm, 5.5 mm [.157 in][.217 in]

Usage Conditions

Operating Temperature (Max)	70 °C, 75 °C, 80 °C, 85 °C, 90 °C, 100 °C, 105 °C, 110 °C, 120 °C [158 °F][167 °F][176 °F][185 °F][194 °F][212 °F][221 °F][230 °F][248 °F]
Operating Temperature Range	-40 – 120 °C [-40 – 248 °F]

Operation/Application

Circuit Application	Signal
---------------------	--------

Industry Standards



Degree of Protection	IP67
UL Flammability Rating	UL 94V-0

Packaging Features

Packaging Quantity	117
Packaging Method	Carton

Other

Serviceable	Yes
Connector Position Assurance Capable	No

Product Compliance


[For compliance documentation, visit the product page on TE.com>](#)

EU RoHS Directive 2011/65/EU	Compliant
EU ELV Directive 2000/53/EC	Compliant
China RoHS 2 Directive MIIT Order No 32, 2016	No Restricted Materials Above Threshold
EU REACH Regulation (EC) No. 1907/2006	Current ECHA Candidate List: JUNE 2022 (224) Candidate List Declared Against: JUL 2021 (219) Does not contain REACH SVHC
Halogen Content	Not Low Halogen - contains Br or Cl > 900 ppm.
Solder Process Capability	Not applicable for solder process capability

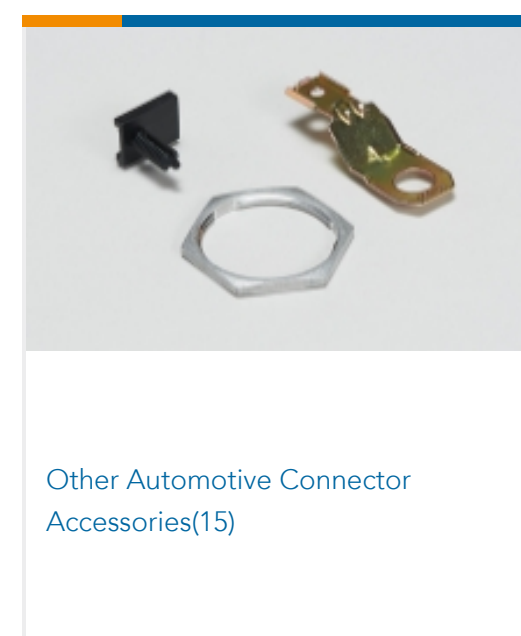
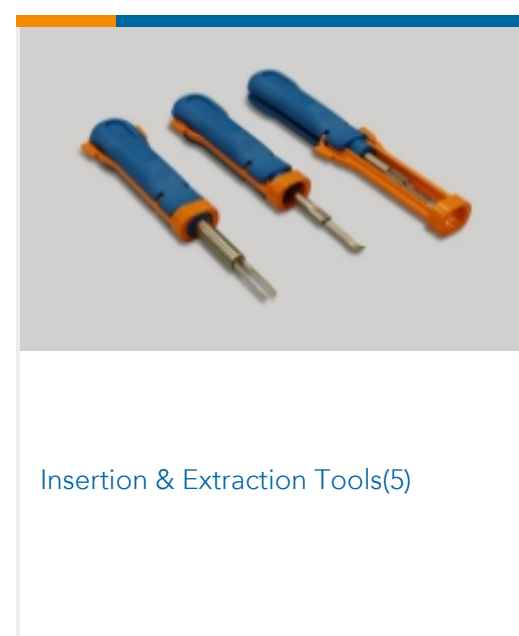
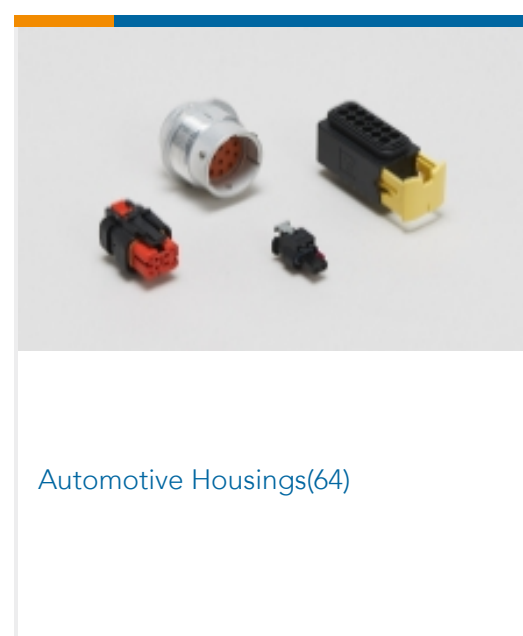
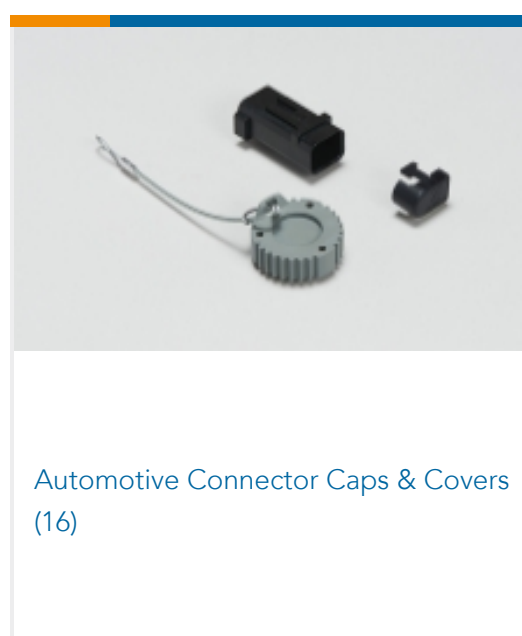
Product Compliance Disclaimer

This information is provided based on reasonable inquiry of our suppliers and represents our current actual knowledge based on the information they provided. This information is subject to change. The part numbers that TE has identified as EU RoHS compliant have a maximum concentration of 0.1% by weight in homogenous materials for lead, hexavalent chromium, mercury, PBB, PBDE, DBP, BBP, DEHP, DIBP, and 0.01% for cadmium, or qualify for an exemption to these limits as defined in the Annexes of Directive 2011/65/EU (RoHS2). Finished electrical and electronic equipment products will be CE marked as required by Directive 2011/65/EU. Components may not be CE marked. Additionally, the part numbers that TE has identified as EU ELV compliant have a maximum concentration of 0.1% by weight in homogenous materials for lead, hexavalent chromium, and mercury, and 0.01% for cadmium, or qualify for an exemption to these limits as defined in the Annexes of Directive 2000/53/EC (ELV). Regarding the REACH Regulation, the information TE provides on SVHC in articles for this part number is based on the latest European Chemicals Agency (ECHA) 'Guidance on requirements for substances in articles' posted at this URL: <https://echa.europa.eu/guidance-documents/guidance-on-reach>

Compatible Parts



Also in the Series | LEAVYSEAL



Documents

Product Drawings

62POS, MIXED,REC HSG,ASSY,SEALED

English

CAD Files

3D PDF

3D

Customer View Model



[ENG_CVM_CVM_4-1823498-1_B_c-4-1823498-1-b.2d_dxf.zip](#)

English

Customer View Model

[ENG_CVM_CVM_4-1823498-1_B_c-4-1823498-1-b.3d_igs.zip](#)

English

Customer View Model

[ENG_CVM_CVM_4-1823498-1_B_c-4-1823498-1-b.3d_stp.zip](#)

English

By downloading the CAD file I accept and agree to the [Terms and Conditions](#) of use.

Datasheets & Catalog Pages

[ICT Terminals and Connectors Catalogue](#)

English

Product Specifications

[Application Specification](#)

German

[Application Specification](#)

English

Agency Approvals

[UL](#)

English